



kairuki_ivf



MEDICAL CPD HOUSE
Better Medical Knowledge and Skills



KHGIVF

TRAINING ON INFERTILITY AND ASSISTED REPRODUCTION

AT KAIRUKI GREEN IVF

BUNJU 'A' MIANZINI

DAR ES SALAAM, TANZANIA

16 & 17th SEPTEMBER

TOPIC: BASIC NURSING PRACTICES IN ART

**Hadija Rajabu Seif
Diploma: Nursing and Midwife**

Introduction

ART NURSE

Are nurses who care for those who seek counseling or treatment options related to reproductive health.

Therefore,

We normally work with men/women experiencing infertility, couples having difficulty with conception, or women going through menopause.

KHGIVF ART Journey

- ✓ Diagnostic cycle appointment
 - *consultation*
 - *Baseline investigation test*
- ✓ Fertility support team
 - *doctors, nurses, counselors and embryologist*
- ✓ Follow up consultation
- ✓ Cycle organization

Hence starting **IVF** journey

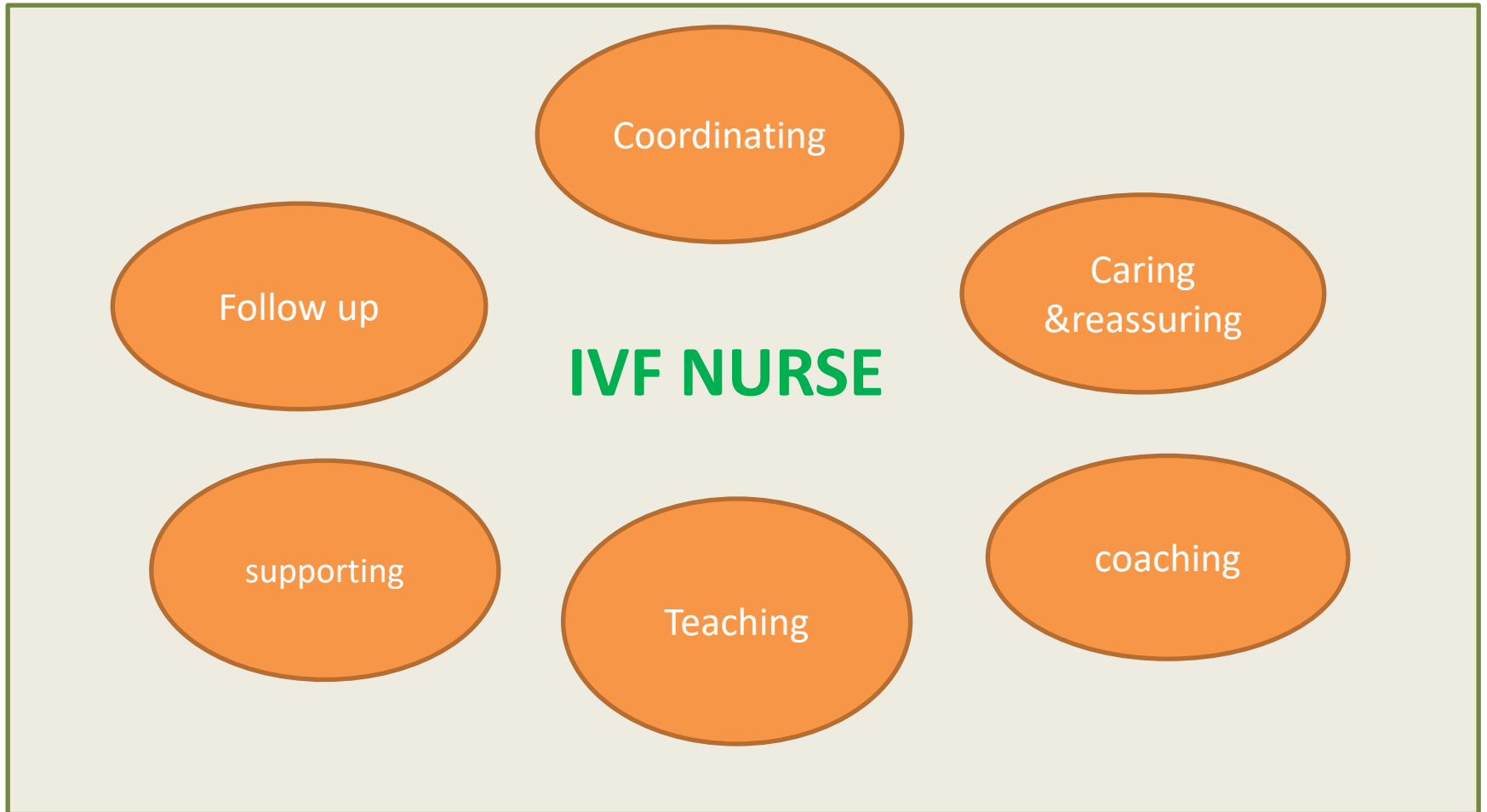


Steps in IVF procedure

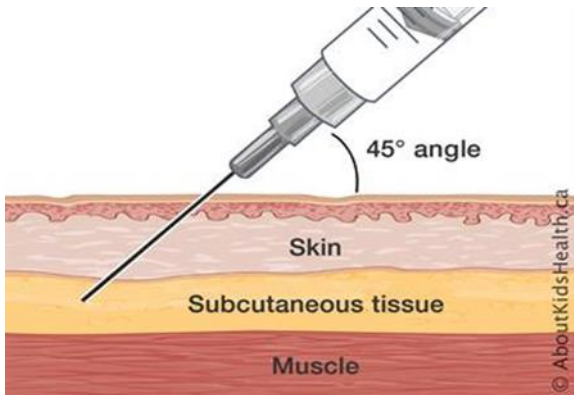
- ✓ Down regulation
- ✓ Ovarian stimulation
- ✓ Egg retrieval(OPU)
- ✓ Fertilization
- ✓ Embryo transfer
- ✓ Pregnancy test after 2weeks



Basic Nursing practices in ART



Routes of drug administration



- 5** The **right** patient
R The **right** drug
The **right** dose
The **right** route of administration
The **right** time

Example of common fertility drugs



FSH drugs

LH/FSH drugs

hCG drugs

KHGIVF OT PROCEDURE

- ✓ OVUM PICK UP(OPU)
- ✓ EMBRYO TRANSFER(ET)
- ✓ PLATELET- RICH PLASMA(PRP)
- ✓ TESA/PESA
- ✓ OVARIAN CYST ASPIRATION

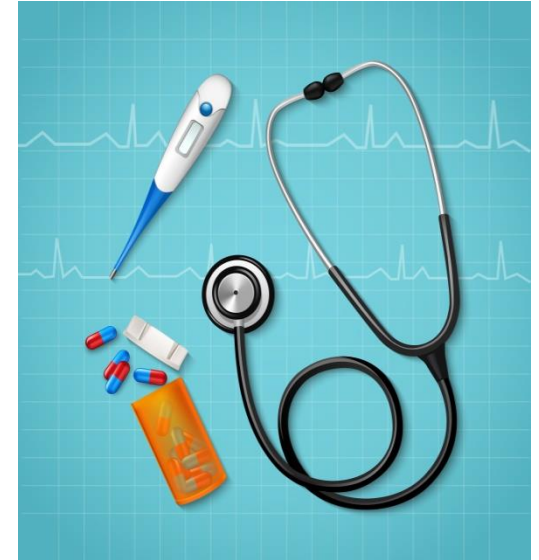
NOTE:

During this procedure client may experience some discomfort and drug side effect because patients are not the same.



Pre-op client assessment

- ✓ Assessment of client conditions and confirm their treatment schedule
- ✓ Reassuring client about the procedure
- ✓ Recording vital signs i.e. BP, PR, R, T and BMI.
- ✓ Signing consent forms
- ✓ Client change their clothes to theatre gown



Things prohibited on the day of procedure

- ✓ Perfume
- ✓ Manicure and pedicure
- ✓ Phones
- ✓ Jewelry
- ✓ Food and drinks
- ✓ Tight casual clothes
- ✓ Time excuse.



TO DO LIST DURING OPU PROCEDURE

- ✓ Verification of patient profile(witness system)
- ✓ Positioning of the patient ready for the procedure
- ✓ Introduction of the team
- ✓ Antibiotic administration
- ✓ Anesthesia administration
- ✓ Assisting doctors during procedure(15 - 30) mnts depending no of follicles.
- ✓ Moving patient back to recovery for further observation(1-2) hrs.
- ✓ Transfer client to doctors for further management

NOTE

Client have to empty bladder before OPU procedure.

Following ET procedure

Inform client to

- ✓ Consider holistic therapies
- ✓ Eat healthy
- ✓ Get plenty of rest before and after ET.
- ✓ Be gentle with yourself
- ✓ Abstain from strenuous activity
- ✓ Seek advice if you're not sure about anything

NOTE

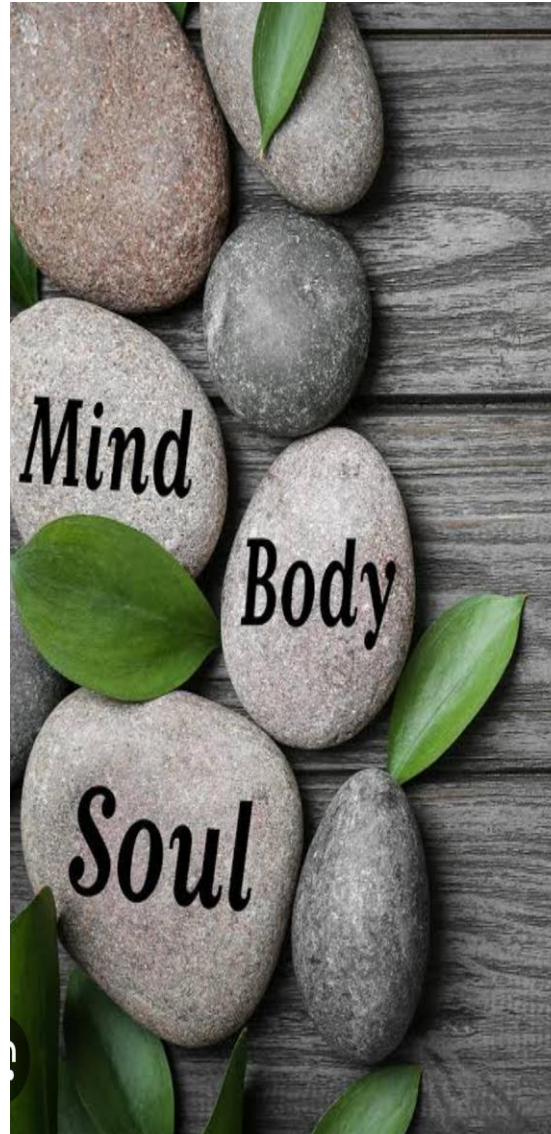
Patient should have half bladder, this will allow the transfer to be completed more easily and will allow a better visualization.

Inform client to

- ✓ Consider holistic therapies
- ✓ Eat healthy
- ✓ Get plenty of rest before and after ET.
- ✓ Be gentle with yourself
- ✓ Abstain from strenuous activity
- ✓ Seek advice if you're not sure about anything

NOTE

Patient should have half bladder, this will allow the transfer to be completed more easily and will allow a better visualization.



K+
KAIRUKI HOSPITAL

#MgonjwaKwanza
0653 723 707

JENGA UTAMADUNI WA KULA MATUNDA

www.kairukihospital.org

khkairukihospital

A woman in a black tank top and leggings is sitting in a meditative pose (Padmasana) on a grey background.

Take home notes

Be nice to nurses they may be your nurse
someday

Thank you

References

- KHGIVF(kairukiivf.org)
- Society for Reproductive Endocrinology and Infertility (www.socrei.org)
- Resolve: The National Infertility Association (www.resolve.org)
- Society for Assisted Reproductive Technologies (www.sart.org)
- Tripod fertility.com